

















## TAB LAMINATION COLORS

105 CLEAR			505 ORANGE
115 GRAY			515 LIGHT AMBER
205 RED			605 DARK GREEN
305 YELLOW			615 LIGHT GREEN
315 LIGHT YELLOW			625 MEDIUM GREEN
405 DARK BLUE			705 PINK
415 LIGHT BLUE			805 PURPLE
425 MEDIUM BLUE			915 BROWN