

FOLDING GUIDE

The most commonly used folds are identified below. Certain folds require an allowance for short panels in order to enable folded panels to nest properly. Short panels are noted in the flat sheet diagrams. The amount of trim on short panels is a function of the weight of the stock being used. In general the range is from $\frac{1}{32}$ " to $\frac{1}{8}$ ". Consult with your Account Representative to discuss the requirements for any given project.



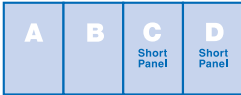
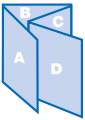
Four-panel single fold



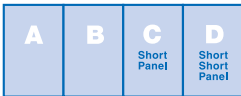
Six panel letter fold



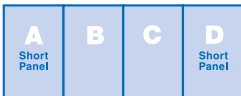
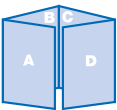
Six panel accordion (or "Z") fold



Eight panel double parallel fold



Eight panel barrel (or roll) fold



Eight panel gate fold



Eight panel french fold